

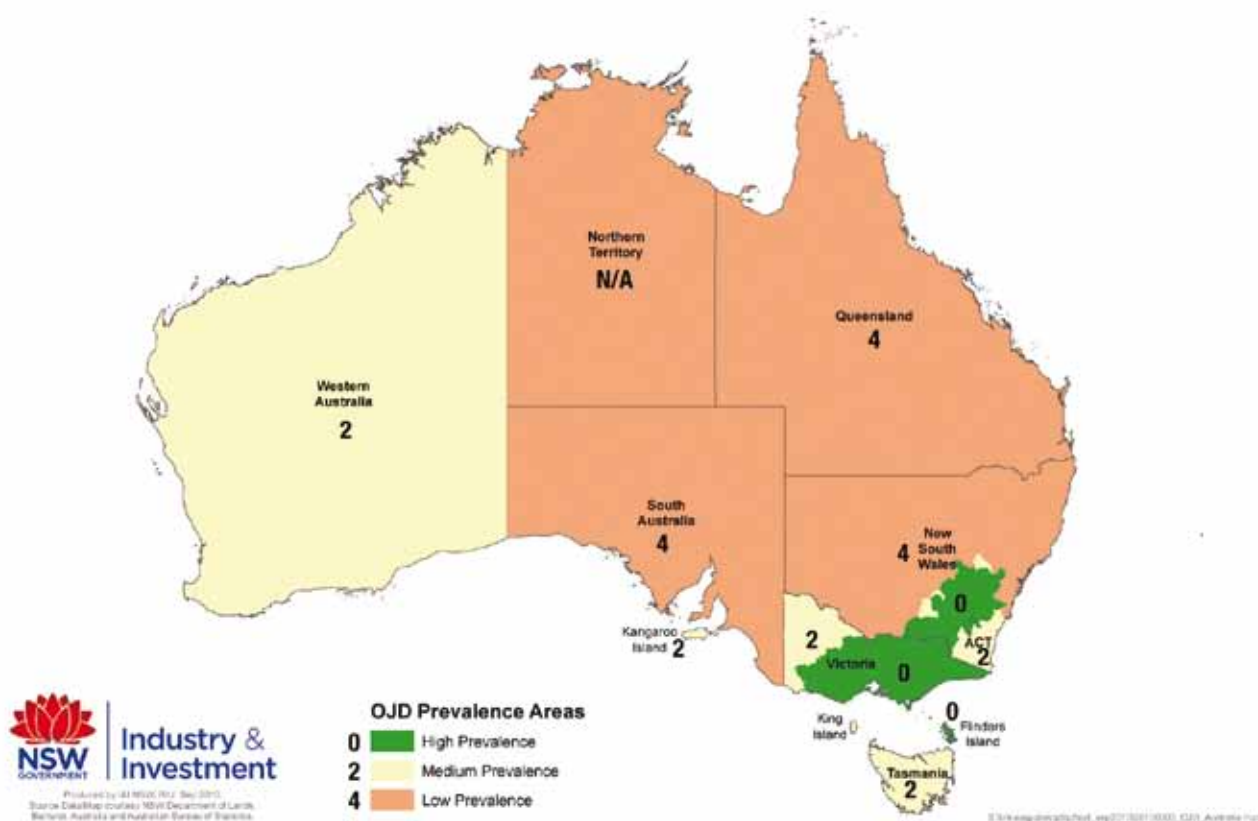
Important changes to the OJD ABC Scheme come into place on 1 January 2011.

From 1 January 2011 some OJD Prevalence Areas will change.


What are the changes?

Ovine Johne's disease (OJD) Prevalence Areas in Victoria, Western Australia and in some parts of NSW will change from 1 January 2011. All flocks located in these areas will have a lower number of Assurance Based Credit (ABC) points for prevalence. The following map shows the new arrangements:

Australian OJD Prevalence Area for Implementation from 1 January 2011



the higher the score: the lower the risk




Changes to the new points allocated for Prevalence Areas are outlined in the table below.

Present Arrangement



New Arrangement from 1 January 2011

State	Current Status	Current ABC points	New status from 1 January 2011	New ABC Points
Victoria	Medium Prevalence Area	2	High Prevalence Area	0
	Low Prevalence Area	4	Medium Prevalence Area	2
Western Australia	Low Prevalence Area	4	Medium Prevalence Area	2
New South Wales	Boundaries to the Low, Medium and High Prevalence Areas have changed:  OJD Prevalence Area Map from January 2011- NSW (886 KB)			

What do the changes mean for me?

Your ABC points may be different if your Prevalence Area has changed. You should check the map before you fill out a Sheep Health Statement to find out your new Prevalence Area and the appropriate Assurance Based Credit.

You can still get additional trading credits for vaccination, testing for OJD, for Abattoir Surveillance 500 and 150 tests and for the certification of low risk sheep: these all stay the same.

Why are Prevalence Areas changing from 1 January 2011.

Abattoir surveillance over the last two years has shown that the prevalence of OJD is increasing in some parts of Australia. The new Prevalence Areas more accurately represent the risk that flocks from these areas are infected with OJD.

For further information visit the new OJD website: www.ojd.com.au or contact your local animal health advisor or agent.

Version 2, January 2011

the higher the score: the lower the risk

